

K&H Bank Zrt.

H-1095 Budapest, Lechner Ödön fasor 9.

phone: (06 1/20/30/70) 335 3355

fax: (06 1) 328 9696

Budapest 1851

www.kh.hu • bank@kh.hu



K&H e-post

user manual

last updated: 28.09.2023

K&H Bank Zrt.

H-1095 Budapest, Lechner Ödön fasor 9.

phone: (06 1/20/30/70) 335 3355

fax: (06 1) 328 9696

Budapest 1851

www.kh.hu • bank@kh.hu

Table of contents

1. Introduction.....	3
2. Login.....	4
3. The K&H e-post interface - after login.....	7
4. Folders	11
5. The functioning and use of K&H e-post	13
6. Downloading and viewing documents.....	17
7. Archived documents.....	24
8. Starting and managing banking cases.....	27
8.1 Available banking cases.....	27
8.2. Starting banking cases	28
8.3. Description of the function buttons	31
8.4. Statuses next to the document rows	32
8.5. Notices below the document rows.....	34
8.6 Different operation of the signature certificate registration banking case	34
8.6.1 Purpose of signature certificate registration	34
8.6.2. Revoke of a registered signature certificate	34
8.6.3 Starting a signature certificate registration banking case	35
8.7. Structure of the active and closed banking case pages	36
8.7.1. Active banking cases page	37
8.7.2. Closed banking cases page.....	37
8.7.3 Active Treasury confirmations page.....	38
8.7.3.1 Structure of the Treasury confirmation case managing page.....	39
8.7.4 Closed Treasury confirmations page	40
8.8. Notices related to banking cases.....	42
8.9. Refreshing a banking case	45
8.10. Displaying documents sent via other channels	45
8.11. Document-level rights	46
9. Notices by the Bank	48
9.1. Banners	48
9.2. Messages	49
9.2.1. Displaying messages.....	49
9.2.2. Reading messages.....	50
10. Other interface messages	51

K&H Bank Zrt.

H-1095 Budapest, Lechner Ödön fasor 9.

phone: (06 1/20/30/70) 335 3355

fax: (06 1) 328 9696

Budapest 1851

www.kh.hu • bank@kh.hu



1. Introduction

The Bank also offers documents to its clients in an electronic format.

In addition to “K&H e-statements” provided to corporate and SME clients and account statements available to retail clients, a number of other documents such as contracts, certificates and notices are now available in an easy-to-follow, well-structured form.

The new improved K&H e-post application presents documents in folders and subfolders complete with a menu on the side for easy navigation.

The mass download function enables clients to download hundreds of documents (e.g. account statements) at a time.

Older documents can also be retrieved thanks to the advanced search and filter functions.

Documents older than 13 months are already archived but they can also be subscribed to or reloaded free of charge from the “archived” folder for seven days.

The Bank charges a subscription fee for certain documents, which is specified in the prevailing Announcement. This fee is charged to clients per document at the end of each month.

K&H Bank Zrt.

H-1095 Budapest, Lechner Ödön fasor 9.

phone: (06 1/20/30/70) 335 3355

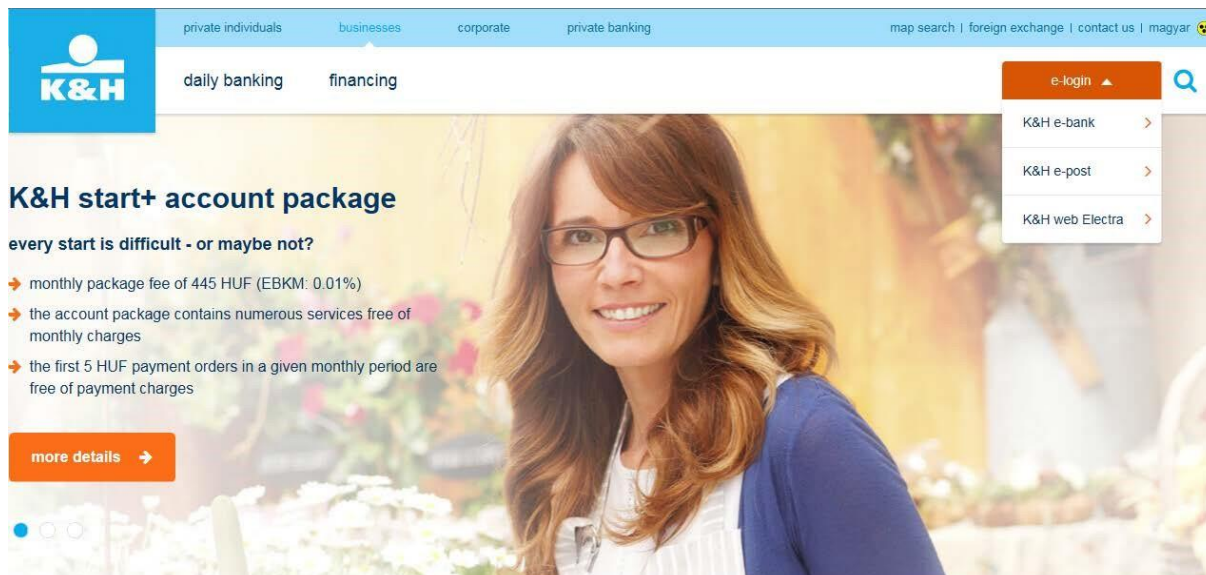
fax: (06 1) 328 9696

Budapest 1851

www.kh.hu • bank@kh.hu

2. Login

1. The login pages can be opened from the opening page of the website of K&H Bank by choosing the “e-login” option:



we will help you find a solution

The e-login button will take you to one of the following pages:

K&H e-bank (<https://www.kh.hu/ebank>): for SME and retail clients using e-bank

K&H e-post (<https://www.kh.hu/eposta>): for SME or corporate clients using K&H e-post only or in combination with other services

K&H web Electra (<https://www.kh.hu/electra>): for SME or corporate clients using K&H Electra only or in combination with other services if they want to access the Electra system via web Electra

K&H electronic mailbox (www.kh.hu/epostalada): for retail clients with a biometric signature profile

K&H Bank Zrt.

H-1095 Budapest, Lechner Ödön fasor 9.

phone: (06 1/20/30/70) 335 3355

fax: (06 1) 328 9696

Budapest 1851

www.kh.hu • bank@kh.hu

2. The examples below show the various methods of authentication during login via the K&H e-post page

K&H e-posta login
hungarian | english

K&H e-posta login

token
login

To enter e-post use your USB token and PIN code

[click for the e-post demo!](#)

SMS
login

To enter e-post use your user ID and password

[first login. | click for e-post demo!](#)

K&H e-bank code reading
mobil-token authentication

To enter e-post use the mobile-token built into the activated mobilbank app

[click for e-post demo!](#)

ViCA
login

To enter e-post use ViCA (virtual chip card application for IOS and Android smartphones)

[click for e-post demo!](#)

Please choose your preferred authentication method on the login page of the **K&H e-post**.

Then enter your password for the selected authentication device. If the password is correct, the system will authenticate you and opens the application.

3. The „single sign-on” service

Thanks to the “single sign-on” service users logging in to online electronic channels are only required to authenticate themselves once using any of the authentication devices accepted by the channel of their choice. Then they will be able to access all the major online electronic channels of K&H Bank (at present: e-bank, e-post, web Electra) they are authorised to use without having to authenticate themselves again.

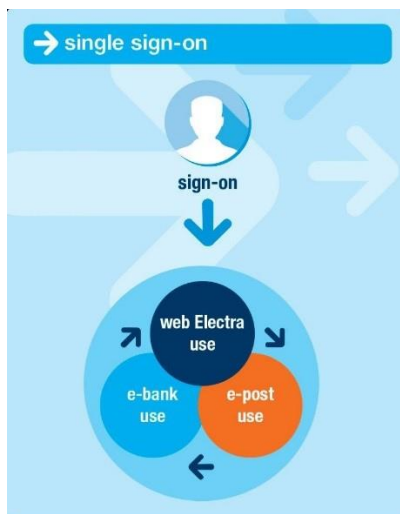
K&H Bank Zrt.

H-1095 Budapest, Lechner Ödön fasor 9.

phone: (06 1/20/30/70) 335 3355

fax: (06 1) 328 9696

Budapest 1851

www.kh.hu • bank@kh.hu

- For example, users logged in to K&H web Electra can switch to K&H e-post and query statements and other documents stored there.
- Users that also have access to K&H e-bank can also switch there from K&H web Electra or K&H e-post without having to authenticate themselves again.
- Users can freely move between the K&H web Electra, K&H e-bank and K&H e-post applications following a single sign-on, i.e. once they have logged in to K&H e-bank they can switch to K&H web Electra or K&H e-post without having to authenticate themselves again.
- To switch from one application to the other click on the relevant link on the top of the screen where only the applications accessible to you are shown.

K&H Bank Zrt.

H-1095 Budapest, Lechner Ödön fasor 9.

phone: (06 1/20/30/70) 335 3355

fax: (06 1) 328 9696

Budapest 1851

www.kh.hu • bank@kh.hu

3. The K&H e-post interface - after login

Please note that the screenshots used in this manual may be slightly different depending on the type of your browser.

The application is also available in English; click on the “English” button in the top left corner of the screen to change language.

1. The following screen is displayed following logging in from the **K&H e-post**:

The screenshot shows the K&H e-bank interface. At the top left is the K&H logo and 'e-bank' text. On the right, there is a language selector 'HU | EN' and a 'last login' indicator showing '2023.10.04' next to a power button icon. Below the header, the user is logged in as 'Test' and is viewing the 'documents' section. A sidebar on the left lists folders under 'e-dossier': 'incoming (10)', 'statements (3)', 'notification (1)', 'contract (3)', 'information (3)', 'archived', 'STATUS', 'unread (10)', 'todo', and 'messages'. The main content area displays a table of documents:

status	name	folder	subfolder	created	
<input type="checkbox"/>	Name of document, bank account number	All	All	08.25. - 10.04.	date
<input type="checkbox"/> unread	current account statement 05.09.2023	statements	statement copy	2023.09.05.	
<input type="checkbox"/> unread	statement of fees	notification	account management	2022.01.17.	

At the bottom of the table, it shows '1 - 2' and 'Total: 2'. Navigation arrows and '1 page / 1' are visible at the bottom right of the table area.

If you are logging in to the application for the first time, a “Refresh” button is also displayed. Then the application checks what documents are available and only shows the folders that actually contain documents.

The “Refresh” button is also displayed when a user is being assigned to a company and the company (client) in question is being selected for the first time. Clicking on the “Refresh” button also takes you to the “inbox” folder.

K&H Bank Zrt.
H-1095 Budapest, Lechner Ödön fasor 9.
phone: (06 1/20/30/70) 335 3355
fax: (06 1) 328 9696
Budapest 1851
www.kh.hu • bank@kh.hu



The screenshot shows the K&H e-post interface. At the top left is the K&H logo and navigation links for 'e-bank', 'e-post', and 'web Electra'. The user is logged in as 'Test' and the last login was on 2023.10.03. The main area is titled 'documents' and contains a table of document entries. A sidebar on the left shows the 'e-dossier' structure with categories like 'Incoming (6)', 'notification (1)', 'contract (1)', 'information (2)', 'warrant transaction (2)', 'archived', and 'messages (1)'. The document table has columns for 'status', 'name', 'folder', 'subfolder', and 'created'. The 'created' column shows a date range from 2023.08.24 to 2023.10.03. The table lists five documents, all with a status of 'unread' and a creation date of 2023.09.19. The documents are: 'biometric certified investment contract', 'biometric certified investment declaration', 'biometric certified investment declaration', 'biometric certified investment declaration', and 'biometric certified investment notification'. At the bottom of the table, it shows '1 - 5' and 'Total: 5'.

The application will remember the company (client) that the user in question (assigned to a company using K&H e-post) last viewed, and will display the documents of the same company when the user logs in next. In other cases the name of the client is displayed.

If you have no documents in the K&H e-post for the period in question, then a warning message will appear.

This screenshot shows the K&H e-post interface with a warning message. The layout is similar to the previous screenshot, but the 'documents' table is empty. A warning message is displayed in a light blue box: 'There is no document to display between 01.01.2023 and 31.01.2023. Please modify the date interval.' The 'created' column in the table header shows a date range from 2023.01.01 to 2023.01.31. At the bottom of the table, it shows '0' and 'Total: 0'.

K&H Bank Zrt.

H-1095 Budapest, Lechner Ödön fasor 9.

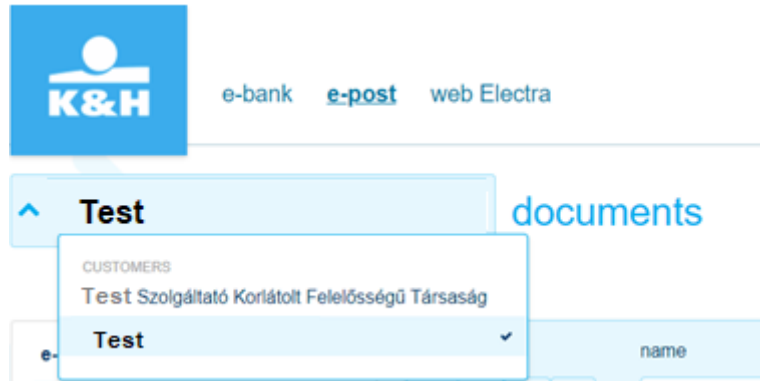
phone: (06 1/20/30/70) 335 3355

fax: (06 1) 328 9696

Budapest 1851

www.kh.hu • bank@kh.hu

If a company has access to K&H e-post and you are registered as an authorised signatory, click on the small blue arrow next to your own login name to select the company from the menu displayed.



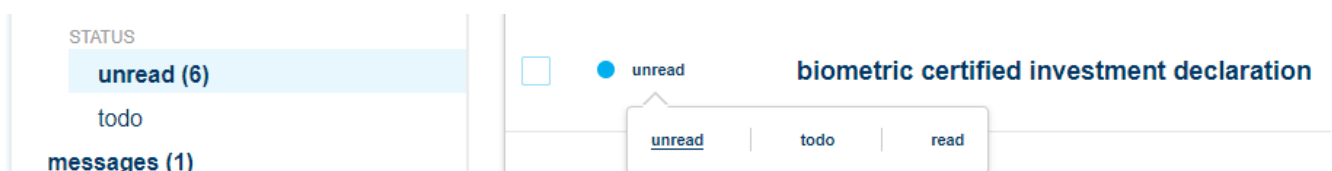
Then the application will show the documents of the company instead of yours.

The status of new documents received within the last 40 days and not yet opened is always “unread”. You can filter for the status of documents as you wish. Documents can be grouped according to their status as follows:

- unread (default)
- to do (retroactively for up to 13 months)
- read (retroactively for up to 13 months)

The document status can also be found in the menu on the left, with separate subfolders for “unread” and “to do” documents.

status	name	folder ↓	subfolder ↓	created ↓	
<input type="checkbox"/>	<input type="text" value="Name of document, bank account number"/>	All	All	2022 09.03. - 2023 10.03. date	
<input type="checkbox"/>	biometric certified investment contract	contract	investment	2023.09.19.	
<input type="checkbox"/>	biometric certified investment declaration	information	investment	2023.09.19.	
<input type="checkbox"/>	biometric certified investment declaration	warrant transaction	investment transaction	2023.09.19.	



If K&H e-post is accessible by multiple users at your company and one of them has already read a document, then **the status of the document in question will become “read” for all the users**, i.e. status is always set at client (company) level.

K&H Bank Zrt.

H-1095 Budapest, Lechner Ödön fasor 9.

phone: (06 1/20/30/70) 335 3355

fax: (06 1) 328 9696

Budapest 1851

www.kh.hu • bank@kh.hu

The “inbox” folder shown above displays all the documents accessible by the user(s), but the set of listed documents depends on access rights. A maximum of 1,500 documents received within the last 40 days are displayed in chronological order. If the list is too long, scroll down to view the rest of the items – maximum 50 can be displayed at a time.

If there are more than 50 documents in the list, then they are arranged on multiple pages; use the arrows to move between pages. Click on the double arrows to go to the first or last page. Active buttons are blue, and inactive buttons are grey.

1 - 50 Total: 225



2. When you switch to e-post from **e-bank** or **web Electra**, you are also taken to the “inbox” folder.

K&H Bank Zrt.

H-1095 Budapest, Lechner Ödön fasor 9.

phone: (06 1/20/30/70) 335 3355


fax: (06 1) 328 9696

Budapest 1851

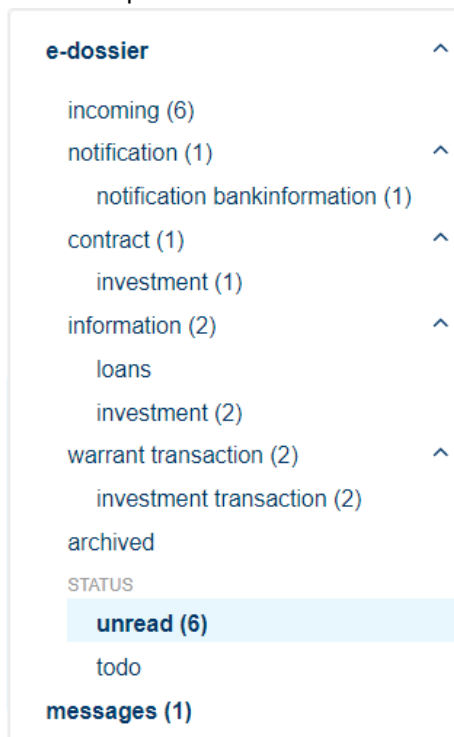
www.kh.hu • bank@kh.hu

4. Folders

In K&H e-post, documents are displayed in different folders and subfolders. The fixed folder structure is dynamic, i.e. only those containing documents are displayed.

- The number of **unread documents** in a folder is always shown in parenthesis, next to the name of the folder in question. Click on the  symbol next to a folder to view subfolders, then click on a subfolder to display the documents it contains.

The examples below show some possible folder structures:



- If you see a folder with a number in parentheses next to it but there no documents are displayed, then set an earlier date to view documents in “unread” status.

- Clicking on a folder will show you all the documents in that folder irrespective of the subfolder type so you can run an advanced search or filter the documents. You can further refine your results by filtering for a subfolder or attribute.

K&H Bank Zrt.

H-1095 Budapest, Lechner Ödön fasor 9.

phone: (06 1/20/30/70) 335 3355

fax: (06 1) 328 9696

Budapest 1851

www.kh.hu • bank@kh.hu



e-dossier							
<input type="checkbox"/>	unread	request for certificates, reports	application	account management	2023.10.02.		
<input type="checkbox"/>	unread	certificate of transaction certificate on charges and fees	transaction	transaction certificate	2023.09.25.		

- If you click on a subfolder, then you will only see documents of the type stored therein, i.e. in that subfolder. The “attribute” column on this screen displays a certain value for the document type in question (e.g. product type or another attribute of the document) and allows you to narrow down the set of results.

status	name	subfolder ↓	attribute ↓	created ↓	
<input type="checkbox"/>	<input type="text" value="Name of document, bank account number"/>	All	All	2022 09.03. _ 2023 10.03. date	
<input type="checkbox"/>	unread	certificate of transaction certificate on charges and fees	transaction	transaction certificate	2023.09.25.
<input type="checkbox"/>	unread	account turnover report	transaction	turnover report	2023.09.06.
<input type="checkbox"/>	unread	account turnover report	transaction	turnover report	2023.08.30.
<input type="checkbox"/>	unread	balance certificate	transaction	balance certificate	2023.06.07.

K&H Bank Zrt.

H-1095 Budapest, Lechner Ödön fasor 9.

phone: (06 1/20/30/70) 335 3355

fax: (06 1) 328 9696

Budapest 1851

www.kh.hu • bank@kh.hu

5. The functioning and use of K&H e-post

The functions discussed herein also apply to folders / subfolders; any differences are discussed and highlighted. The bar at the top of the screen is called “filter” and its operation is described in detail.

attribute type	function	appearance
select square	mass selection	
status filter	displays status	
sealed envelope button	displays documents in “unread” status	
open envelope button	displays documents in “read” status	
label button	displays documents in “to do” status	
name field	search, filter	
folder, subfolder filter	filter	
date selector	filter	
order of documents displayed	displays documents in ascending or descending order by folder, subfolder and date	
“mass download” arrow button	downloads all the documents in the folder in question	
download a specific document	downloads the specific document	
view a specific document	displays the specific document	

K&H Bank Zrt.

H-1095 Budapest, Lechner Ödön fasor 9.

phone: (06 1/20/30/70) 335 3355

fax: (06 1) 328 9696

Budapest 1851

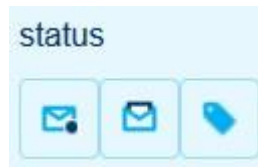
www.kh.hu • bank@kh.hu

1. "Select square" is also used for "mass selection".

It is only active in the case of documents that can be downloaded directly, without your having to do anything else; otherwise it remains grey, i.e. inactive.



2. Status: "read", "unread", „to do" pictograms. Clicking on one will display all the documents in that status. The status of each document must be changed individually!



3. The title of unread documents is shown in bold. Once a document has been viewed its title changes from bold to normal.

<input type="checkbox"/>	● unread	balance certificate	transaction	balance certificate	2023.06.07.		
<input type="checkbox"/>	○ read	balance certificate	transaction	balance certificate	2023.06.07.		

Unread documents received more than 40 days earlier can be found in the folder / subfolder structure or in the inbox by setting the date accordingly, i.e. earlier than 40 days, in the search function.

4. "Name" field: contains the key details of documents, which vary by document. The most important detail is the title, which can be searched for. The name field can contain a date (e.g. the month in the case of a statement), currency or other attributes.

postal notification 21.06.2023

postal cheque

The search commences immediately once some text is entered into the search field. The function searches for fragments and all characters in the name field, but only among the hits:

status

name

aggregated statement 16.03.2023

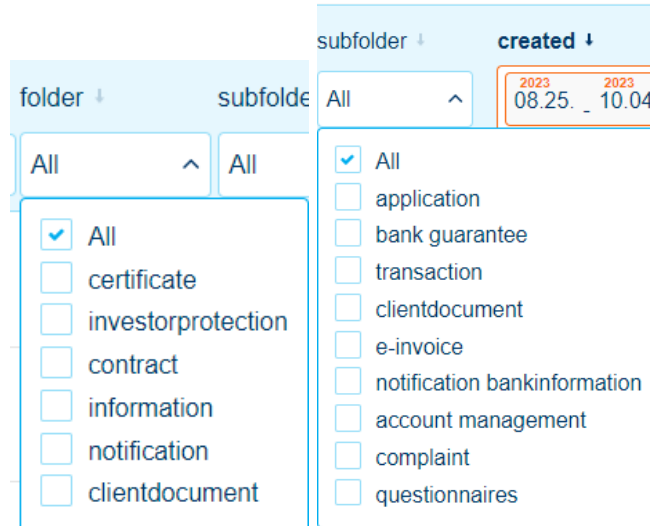
statement copy

K&H Bank Zrt.

H-1095 Budapest, Lechner Ödön fasor 9.
 phone: (06 1/20/30/70) 335 3355
 fax: (06 1) 328 9696
 Budapest 1851
www.kh.hu • bank@kh.hu



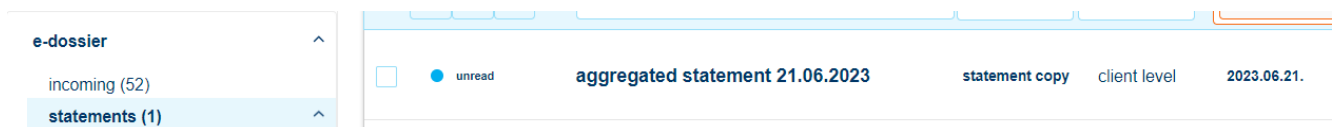
- Folder: it contains all the documents available to the client in question (for the date interval set) and all the subfolders thereunder. In a folder, you can filter documents that are contained in certain subfolders only, or filter documents by any of the attributes, which may contain unique information pertaining to the document type in question that facilitates the identification of the document you are searching for.



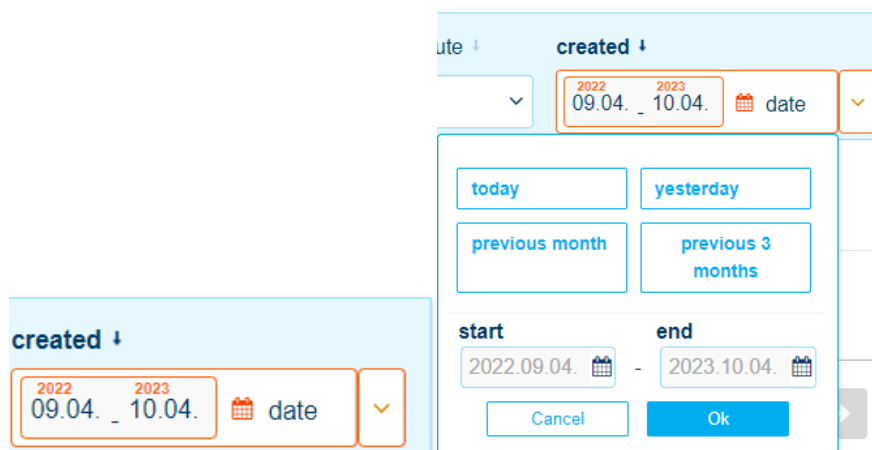
If no hits are found in the date interval in question, the application displays the following message:



- Subfolder: it works according to the description above; only the documents linked to this subfolders are displayed.



- Date selector: the date when a document was generated. A separate menu is available here; you can enter a specific date or choose from pre-set values (today, yesterday, three months etc.)



K&H Bank Zrt.

H-1095 Budapest, Lechner Ödön fasor 9.

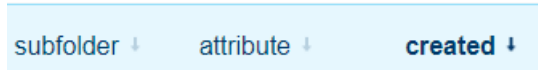
phone: (06 1/20/30/70) 335 3355

fax: (06 1) 328 9696

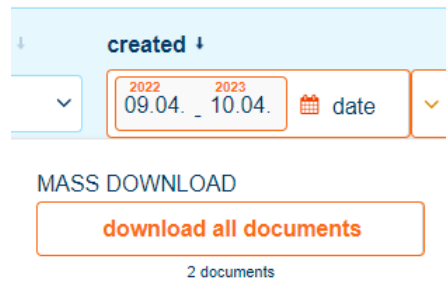
Budapest 1851

www.kh.hu • bank@kh.hu

8. Sort direction: click on the small, pale grey “arrow” pictogram, which is shown next to the folder / subfolder, attribute and date fields to change the sort direction of documents to ascending or descending. The default order is descending, i.e. the latest document is displayed on the top of the list. In the case of folder / subfolder / attribute, the elements of the value set are displayed in alphabetical or reverse alphabetical order.



9. “Mass download arrow” button: click on it to download all the documents in a folder that fall into the selected date interval.



The table below shows the date and search settings for the documents in the various folders:

date setting folder type	from date	to date	searchable date interval
“inbox” folder	today	40 days	unlimited
folder / subfolder	today	13 months	unlimited
“archived” folder	end of last year	12 months	12 months

K&H Bank Zrt.

H-1095 Budapest, Lechner Ödön fasor 9.

phone: (06 1/20/30/70) 335 3355

fax: (06 1) 328 9696

Budapest 1851

www.kh.hu • bank@kh.hu



6. Downloading and viewing documents

Documents can be downloaded by:

- clicking on the appropriate button
- selecting two or more documents (mass download multiple documents)
- using the aforementioned “Mass download arrow” button (mass download all documents)

K&H Bank Zrt.

H-1095 Budapest, Lechner Ödön fasor 9.

phone: (06 1/20/30/70) 335 3355

fax: (06 1) 328 9696

Budapest 1851

www.kh.hu • bank@kh.hu

type	function	appearance (before download)	appearance (after download)
unread status			
download button	download 1 document		
view button			
es3 button			
pdf button			
read status			
download button	download 1 document		
view button			
es3 button			
pdf button			
mass download – irrespective of status			
mass download button	download at least 2 documents		not applicable
mass download arrow button (in FILTER)	download all documents in folder		not applicable

K&H Bank Zrt.

H-1095 Budapest, Lechner Ödön fasor 9.

phone: (06 1/20/30/70) 335 3355

fax: (06 1) 328 9696

Budapest 1851

www.kh.hu • bank@kh.hu**1. using the Download button**

- click on the “es3” or “pdf” function button to download and open statements; or
- click on the “download” button to download and open other documents.
- There is no status indicator or window showing that the download has started, only the prompt window of your browser pops up to ask whether you would like to open or download the document in question.

a.) For K&H e-statements two buttons are displayed next to each other as they can be downloaded in both encrypted (es3) or non-encrypted (pdf) format:

- If the e-statement is in “unread” or “to do” status, the buttons are blue:



- If it is in “read” status, the buttons are white:



- If the e-statement has been downloaded, a small window pops up upon hovering the mouse over the button to inform you that the document can be downloaded again



b.) In the case of all other documents

- If the document is in “unread” or “to do” status, the button is blue:



- If it is in “read” status, the button is white:



Please note that documents may be downloaded onto your computer to be opened manually or they may open straight away depending on the operating system on your computer, your browser settings and/or your choice (Open or Save). In other words, if the prompt window asking whether you would like to open or download a document is displayed, the document is already available and can be downloaded.

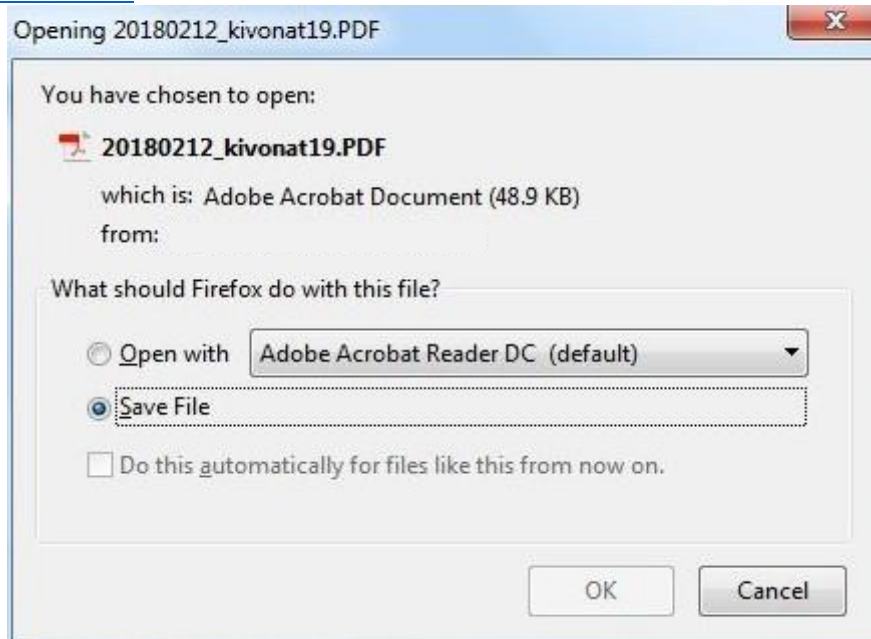
K&H Bank Zrt.

H-1095 Budapest, Lechner Ödön fasor 9.

phone: (06 1/20/30/70) 335 3355

fax: (06 1) 328 9696

Budapest 1851

www.kh.hu • bank@kh.hu

Please note that if documents are downloaded onto your computer to be opened from there according to the default settings of your browser, they will be accessible to other users of your computer!

2. selecting „mass download” – on a particular page

The mass download function enables you to download documents of different types (irrespective of their status), *but only up to 50 documents per page*. You can mass download documents on a page by selecting them. **If you would like to download more documents, follow the instructions in the “downloading all documents” section.**

Downloading documents from the “archived” folder is described in [Chapter 7 Archived documents](#); this section only describes downloading from other folders.

- If you select at least two documents, the “selected for download” window will be displayed at the bottom of the screen.
- Click on the “Download selected” button to download the documents.

status	name	subfolder ↓	attribute ↓	created ↓	
<input checked="" type="checkbox"/> <input type="checkbox"/> <input type="checkbox"/> <input type="checkbox"/>	Name of document, bank account number	All	All	<div style="border: 1px solid orange; padding: 2px;"> 2022 09.04. 2023 10.04. 📅 date </div>	
<input checked="" type="checkbox"/> unread	aggregated statement 21.06.2023	statement copy	client level	2023.06.21.	<input type="button" value="📄"/> <input type="button" value="👁"/>
<input checked="" type="checkbox"/> read	aggregated statement 16.03.2023	statement copy	client level	2023.03.16.	<input type="button" value="📄"/> <input type="button" value="👁"/>

1 - 2 Total: 2 1 page / 1

Download selected

2 selected for download

K&H Bank Zrt.

H-1095 Budapest, Lechner Ödön fasor 9.

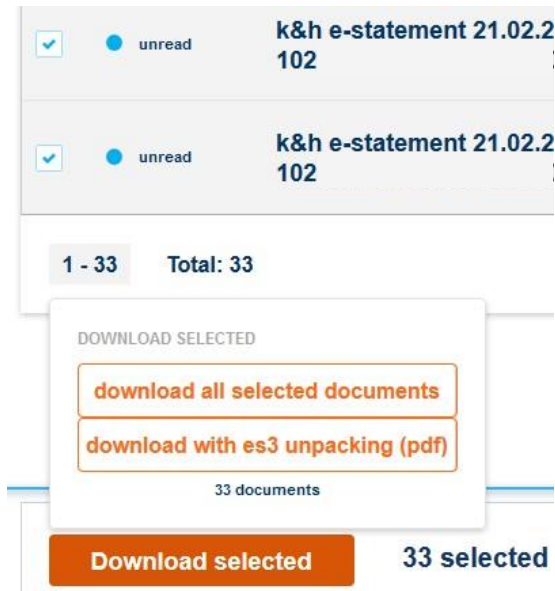
phone: (06 1/20/30/70) 335 3355

fax: (06 1) 328 9696

Budapest 1851

www.kh.hu • bank@kh.hu

- If you are downloading K&H e-statements in both es3 and pdf formats, then a prompt window pops up where you can choose to also unzip (“unpack”) e-statements in es3 format. Unlike e-statements in es3 format, e-statements unpacked from es3 to pdf format are not considered electronically certified:



If you navigate to another page after selecting documents to be downloaded, your selections will be deleted. However, if you only change their status (e.g. from “unread” to “read”), they remain selected.

If the download has started:

- The download status is shown on the right in a window created for this purpose, complete with a circular progress bar. You can interrupt the download at any time by clicking on the red X next to it.



- Composition of the file name:

„foldername_dateinterval-dateandtimeofdownload.zip”



K&H Bank Zrt.

H-1095 Budapest, Lechner Ödön fasor 9.

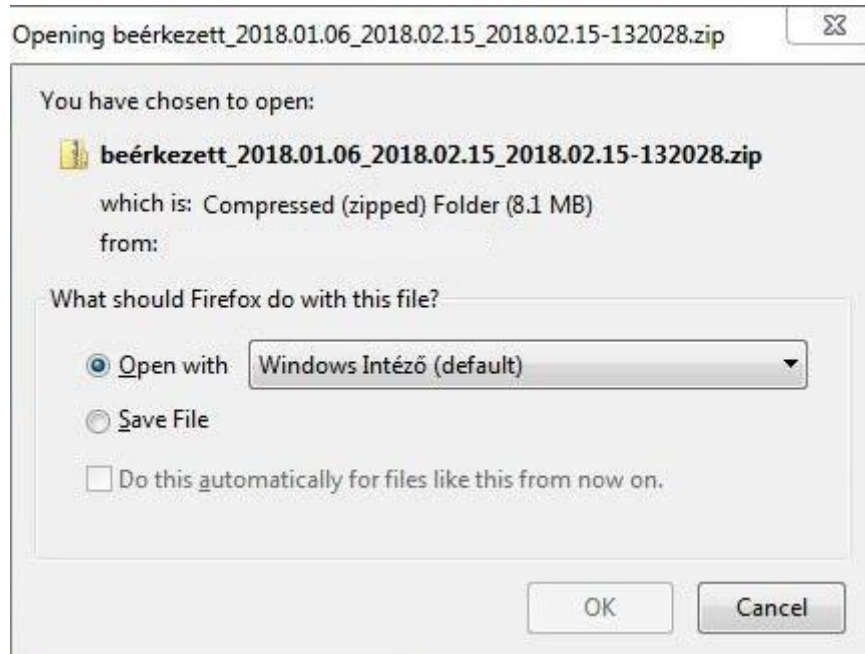
phone: (06 1/20/30/70) 335 3355

fax: (06 1) 328 9696

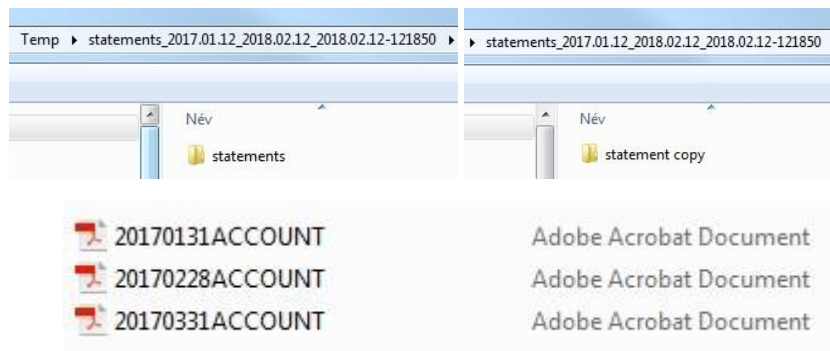
Budapest 1851

www.kh.hu • bank@kh.hu

- When the download is completed a white checkmark appears. Click on the file name to open the zip file downloaded onto your computer or to save it elsewhere.



- The zip file contains a library created from the name of the folder in question, which in turn contains the subfolder and the documents.



- Earlier downloads remain available in the “mass downloads” window **for 5 days**, after which they are deleted
- The download list will be still there when you next log in, and it will also be visible for five days following a change of users.
- The “mass downloads” window can be opened and closed with the arrow on the left. It shows items selected for download as well as downloads already completed.
- The window is dark blue when closed and white when open. It is always visible in the bottom right hand corner of the page, irrespective of whether or not you have mass-downloaded any documents (the value shown will be 0/0 in the latter case). The window cannot be moved or removed, it can only be opened and closed using the arrow.

K&H Bank Zrt.



H-1095 Budapest, Lechner Ödön fasor 9.

phone: (06 1/20/30/70) 335 3355

fax: (06 1) 328 9696



Budapest 1851

www.kh.hu • bank@kh.hu

statement copy client level 2023.03.16.  


1 page / 1

↓ **Mass downloads (8/8)**

statements_2022.09.04_2023.10.04_2023.10.04-151447.zip	
statements_2022.09.04_2023.10.04_2023.10.04-151214.zip	

3. Downloading all documents from a folder

If you want to download all the documents in a folder at the same time, you must use the button on the right hand side of the filter section described above instead of selecting them.

2023 2023
02.01. _ 09.30.  date

MASS DOWNLOAD

download all documents

2 documents

If you are in the statements folder and you have selected at least one document in es3 format using the “select square”, then clicking on the download button will start the mass download.

If you are in the “certified statements” folder where each document is available in es3 format you can also make a choice as described above. The download will result in the following, depending on your choice:

- only pdf format is selected: all the statements in the “zip” file will be in pdf format
- both es3 and pdf formats are selected: the statements in the es3 pack will be in es3 format in the zip file, while those without an es3 pack will be there in pdf format
- only es3 format is selected: only the es3 packs will be included in the “zip” file

K&H Bank Zrt.

H-1095 Budapest, Lechner Ödön fasor 9.

phone: (06 1/20/30/70) 335 3355

fax: (06 1) 328 9696

Budapest 1851

www.kh.hu • bank@kh.hu

7. Archived documents

The “archived” folder can be found in the menu on the left. Click on it to display documents older than 13 months, which are in “archived” status and so they can be reloaded. You can go back in time as long as you like but only up to a year at a time. Whether reloading a document is subject to a charge is indicated by the relevant buttons as discussed below.

status	name	folder	subfolder	created	
<input type="checkbox"/>	Name of document, bank account number	All	All	2013 01.01. - 2014 01.01. filter	
<input type="checkbox"/>	archive k&h e-statement 02.12.2013 HUF 10401000494849565501155	statements	K&H e-statement	2013.12.02.	subscribe
<input type="checkbox"/>	archive k&h e-statement 02.12.2013 EUR 10402142494849565501007	statements	K&H e-statement	2013.12.02.	subscribe
<input type="checkbox"/>	archive k&h e-statement 02.12.2013 HUF 102010062151208700000000	statements	K&H e-statement	2013.12.02.	subscribe

1. Characteristics of the “archived” folder

- By default the application displays the archived documents older than 13 months (maximum 50 per page, just like in the case of other documents) in 12-month date intervals, if such a document exists
- This period may be changed but it cannot be longer than 12 months. If you try to set a longer date interval, a warning message will be displayed.

start: 2021.09.06 - end: 2022.09.30

Wrong time interval: the maximum period for archived documents is 1 year. Please narrow down your search interval.

Cancel Ok

- If you go to another folder and back, then the default value will be once again displayed in the date field.

2. Reloading individual documents from the “archived” folder

- Reloading documents may be subject to a charge as per the prevailing Announcement. This is also stated on the screen:

We would like to draw your attention that reloading certain archived documents may incur a charge.

K&H Bank Zrt.

H-1095 Budapest, Lechner Ödön fasor 9.

phone: (06 1/20/30/70) 335 3355

fax: (06 1) 328 9696

Budapest 1851

www.kh.hu • bank@kh.hu

- If you want to reload a single document and it is subject to a charge, then the “subscribe” button is displayed on the screen:

- Next you must confirm that you want to subscribe to the document in question. You can cancel the subscription by clicking on the “cancel” button or on the “X” in the top corner of the window.

K&H e-post document subscription ×



We would like to draw your attention that reloading certain archived documents may incur paying a charge. Would you like to subscribe to the document?

- If reloading the document in question is not subject to a charge, then the “reload” button is displayed:

- This will then be followed by a warning message, irrespective of whether or not the document is subject to a charge:

K&H e-post document subscription ×

The request to subscribe to or retrieve the selected documents has been received. The operation is in progress, the documents will be automatically transferred to the Incoming folder.

3. Mass reload

- A mass reload is also possible by clicking on the “reload selected” button. Maximum 50 documents are displayed per page.
- Documents in the “archived folder” subject to a charge **must be reloaded separately** from those free of charge. If you attempt to select documents of both types a message will be displayed to warn you that the selected documents cannot be reloaded at the same time.

Subscribed and subscription-free documents cannot be downloaded together at the same time. Please modify your selection.

- If you have selected multiple documents, click on the “subscribe to selected” / “reload selected” button to start the process.

3 document selected for subscription

2 document selected for reload

K&H Bank Zrt.

H-1095 Budapest, Lechner Ödön fasor 9.

phone: (06 1/20/30/70) 335 3355

fax: (06 1) 328 9696

Budapest 1851

www.kh.hu • bank@kh.hu



- The warning message shown above will be displayed again as the selected documents cannot include any items subject to subscription. Confirm your selection again.
- Click on the “yes” button to start the subscription / reload.
- This is not shown in the “mass downloads” window as no zip file is generated there.

4. Viewing reloaded documents

- Initially the status of documents reloaded from the “archived” folder and shown in the “inbox” folder will always be “unread” irrespective of their date.
- The date filter has no effect on the documents, i.e. reloaded documents whose date falls outside the default 40-day interval will also be visible.
- The status of reloaded documents can be changed in the same way as in the case of all other documents and accordingly all the filter functions described above can also be used. However, if you filter your search down to “unread” documents, then the date interval in the “inbox” folder will be automatically reset to 40 days and thus the reloaded document will no longer appear because of the date filter unless you change the date.
- Reloaded documents remain available in the “inbox” folder for seven days only.

K&H Bank Zrt.

H-1095 Budapest, Lechner Ödön fasor 9.

phone: (06 1/20/30/70) 335 3355

fax: (06 1) 328 9696

Budapest 1851

www.kh.hu • bank@kh.hu

8. Starting and managing banking cases

8.1 Available banking cases

In K&H e-post, users with appropriate authorization can start and manage banking cases that are set in the system for the given segment. The banking case function is currently available for corporate clients, as listed below:

- Signature certificate registration
- Bank guarantee application
- Change in company data
- Uploading other documents (sending to the relationship manager documents not classified into any banking case or type, upon prior consultation)
- Credit application documents (this cannot be launched directly in K&H e-post; prior consultation is needed with the relationship manager who will start this banking case by requesting the submission of the necessary documents)
- Requesting certificates
- Account and related services
- New leasing contract (this cannot be launched directly in K&H e-post; prior consultation is needed with the relationship manager who will start this banking case by requesting the submission of the necessary documents)
- Contracting with Treasury (this cannot be launched directly in K&H e-post; prior consultation is needed with the relationship manager who will start this banking case by requesting the submission of the necessary documents)
- Treasury confirmations (this cannot be launched directly in K&H e-post; the banking case will open automatically after a Treasury transaction is concluded)

Banking case means grouped interactions between the Bank and a client that involve documents. The Bank handles in a banking case such documents that belong together and have been requested by the Bank and/or submitted by the client for the fulfilment of the client's request. In a single banking case, the Bank handles all the documents that are related to a specific order of a client. Documents are sent and received via a secure, qualified electronic channel. A banking case can be launched for non-natural persons only.

Please note that the Bank only accepts and stores documents related to the listed banking cases. Within a given banking case, the necessary document can be selected from a predefined document list. Documents may be received as scanned and attached copies originally signed on paper, or in electronic form with an electronic signature.

The electronic signature (a qualified electronic signature or an advanced electronic signature certificate that is registered, time-stamped, based on a qualified certificate, and issued by a trust service provider featured on the European [Trust List](#).)

If a document within a banking case can also bear an electronic signature, it is possible to sign the document directly without downloading and uploading it back. In this case please install and use the [Microsigner](#) application for signing documents within the system. If you have your own electronic signature device, download the document, sign it electronically, then upload it to the row of the banking case from where it was previously downloaded.

K&H Bank Zrt.

H-1095 Budapest, Lechner Ödön fasor 9.

phone: (06 1/20/30/70) 335 3355

fax: (06 1) 328 9696

Budapest 1851

www.kh.hu • bank@kh.hu

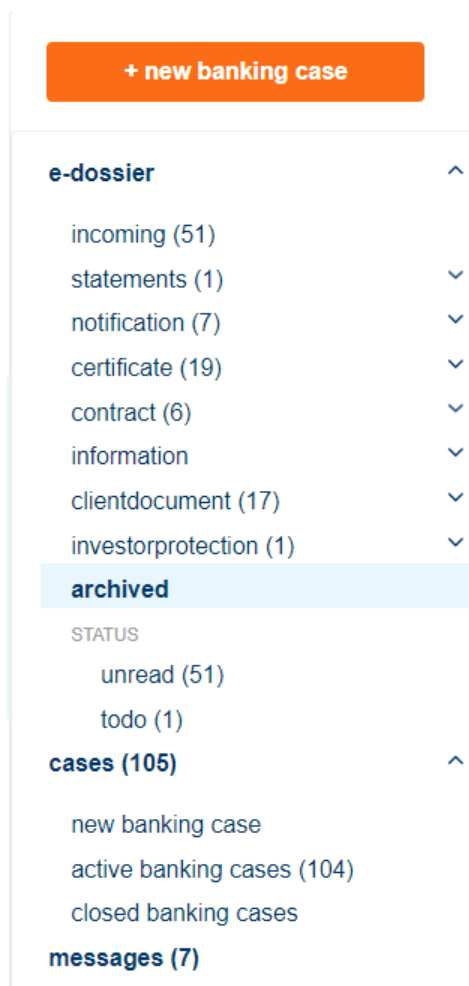
The size of the uploaded file must not exceed 49 MB. The following file extensions are accepted: xls, xlsx, doc, docx, pdf, es3, et3, dossier, jpg, jpeg, png, tif, tiff, bmp.

Documents relating to other banking processes may be submitted and managed through the relevant channels (in particular, but not limited to: for submitting payment orders, the K&H Business e-Bank and the Web Electra e-channels can be used unchanged; the channels for submitting complaints (complaint handling), cancelling a bankcard, etc. are published by the Bank on its website at <https://www.kh.hu/bank>).

8.2. Starting banking cases

After login, banking cases can be started as follows:

In the left-hand menu, use the “new banking case” function button or in the “banking case” dropdown menu, choose the “new banking case” item.



In the dropdown menu that appears after starting a new banking case, choose the required banking case type, then click on the “OK” button to launch the specific banking case (except for signature certificate registration).

K&H Bank Zrt.

H-1095 Budapest, Lechner Ödön fasor 9.

phone: (06 1/20/30/70) 335 3355

fax: (06 1) 328 9696

Budapest 1851

www.kh.hu • bank@kh.hu

start new banking case

banking case type:

- account and related services
- certificate registration
- change in company data
- leasing contract management
- requesting bank guarantee
- requesting certificates
- uploading other documents

ok

8.2.1 Banking case managing sections

After starting a banking case, you land on the banking case managing page that has three main sections.

1. Header

account and related services - 11704
delete banking case

Download and duly sign the new account application to open a new payment account in addition to your existing accounts, and to request other services related to the account. During the process of applying for a new account or requesting other related services, you will need to sign, in the format of a private instrument with full probative force (duly signed by authorised representatives), certain documents drawn up by the Bank and send them to the Bank in their originals. The document also can be e-signed (qualified, or qualified certificate-based enhanced security level, named, time stamped certificate issued by any trust service provider on the European trust list). In this case, please install and use the [Microsigner](#) application to sign the document within the system or download the document and sign it electronically using your own device and upload it back to the line in the banking case from where the document was downloaded. Please register your certificate in the dedicated certificate registration banking case before using it for the first time in our Bank. A list of documents that can be e-signed are can be found in the product related Announcements / the General Terms and Conditions.

[back](#)

You find the following items in the header of the banking case managing page:

- banking case name
- banking case identification
- “deleting banking case” function button
- banking case description (use the “read on” and “back” buttons to open and close the description)

2. Required documents section

required documents

private individual's personal document copies	📁 to be uploaded	
request for new account	📁 waiting for filling out	view 📄 📄 🗑️

➕ add a document

This section lists the documents necessary in the given banking case. It contains the following items:

- section name (the section's function is to present documents in a grouped manner for easy manageability)
- document name (if this doesn't appear in full, hover your cursor over it to see the entire name)

K&H Bank Zrt.

H-1095 Budapest, Lechner Ödön fasor 9.

phone: (06 1/20/30/70) 335 3355

fax: (06 1) 328 9696

Budapest 1851

www.kh.hu • bank@kh.hu



- function buttons (view, upload, download)
- icon and text indicating the status of the document
- “add a document” function button

3. Additional sections (optional)

For example, a proposal or agreement document also belongs to the Credit application documents banking case, so the following two sections also appear on the banking case managing page.

agreement

Please download the contract and return it to Your relationship manager, VÜSZ or Your personal point of contact as a private instrument with full probative force (duly signed by authorised representatives), in case of electronic signature either within the system or by uploading to the banking case the downloaded document signed with your own device or returning 3 original copies in case of paper-based signature by mail or in person. The scanned paper-based signed document upload is also available, but it is not a substitute for sending us the printed contract.

They have a structure similar to the above with the exception that they are empty when a banking case is started and documents are uploaded here as the banking case progresses. Clients cannot add documents here using the “add a document” button.

K&H Bank Zrt.







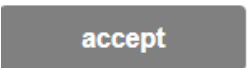






H-1095 Budapest, Lechner Ödön fasor 9.

phone: (06 1/20/30/70) 335 3355

fax: (06 1) 328 9696

Budapest 1851

www.kh.hu • bank@kh.hu**8.3. Description of the function buttons**

Icon	Function
	If this function button is active, you can delete the banking case. Use this function if you have started a banking case mistakenly.
	Use this button to view PDF, JPG, PNG, BMP, TXT files on a new page in your browser.
	After the function button is used, the selected document will open in a built-in document viewer.
	After the function button is used, the selected document will open in a built-in document viewer, which can be read and then signed.
	After the function button is used, the selected document will be downloaded onto the user's own computer.
	Inactive function in the built-in document viewer. The function will be activated after the entire document has been viewed (scrolled down to the bottom).
	Inactive function in the built-in document viewer. The function will be activated after the entire document has been viewed (scrolled down to the bottom).
	Active function in the built-in document viewer, used for rejecting a confirmation.
	Active function in the built-in document viewer, used for accepting a confirmation.
	Function designed to overrule the previous decision in the case of a confirmation that has already been accepted or rejected. When in use, only the further function (acceptance or rejection) contrary to the previous decision is available.
	Use this button to upload files from your computer. The size of documents uploaded in a banking case cannot exceed 49 MB.
	Use this button to download the chosen document on your computer. If the status is „Waiting for filling out”, this function allows you to download the template prepared by the Bank and complete with client data that can be edited further. Agreements that need signing by the client also receive this status. After signing and uploading them, you can return them to your relationship manager (e.g. account opening request document).
	If this function button is active, you can delete the row of the given document.

K&H Bank Zrt.



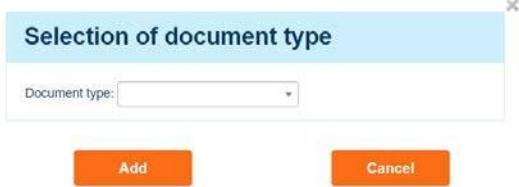
H-1095 Budapest, Lechner Ödön fasor 9.

phone: (06 1/20/30/70) 335 3355




fax: (06 1) 328 9696

Budapest 1851

www.kh.hu • bank@kh.hu

	<p>If this function button is active, you can send the uploaded documents to your relationship manager. Hover your cursor over the “!” icon next to the button to see a hint window.</p> <p>Note that if several documents have the “Ready to be sent” status in the managed banking case, clicking on this function button results in the simultaneous submission of all such prepared documents. This enables you to send documents either one by one or collectively.</p> <p>Without using this function, your uploaded documents are not sent to your relationship manager who thus will not see them.</p>
	<p>With this function on the bottom of the first section, you can add existing or new documents from the list of documents that belong to the current banking case. After clicking on this button, the below window pops up with a dropdown list and a search function. Use this button if you wish to add a document that is not listed among the displayed default ones or if you wish to duplicate an existing document.</p> 

8.4. Statuses next to the document rows

Icon	Text	Status description
	Waiting for acceptance	The Bank has added the confirmation of the concluded Treasury transaction to the banking case, and is waiting for its acceptance.
	Rejected	The confirmation of the concluded Treasury transaction has been rejected by a user, but it has not been submitted yet.
	Rejected	After checking, a user found a discrepancy, error or other deficiency in the confirmation, and therefore has rejected it and submitted it to the Bank.

K&H Bank Zrt.








H-1095 Budapest, Lechner Ödön fasor 9.

phone: (06 1/20/30/70) 335 3355

fax: (06 1) 328 9696

Budapest 1851

www.kh.hu • bank@kh.hu

	Waiting for filling out	A pre-arranged document template is waiting for completion (e.g. requesting a certificate) or signature (e.g. a contract) by the client. A document in this status needs to be downloaded, filled out and/or signed, uploaded and then submitted.
	To be uploaded	A document requested by the relationship manager (e.g. copy of an official document).
	Received	The document sent by your relationship manager has arrived. The document can be downloaded and viewed.
	Ready to be submitted	The document uploaded by the user earlier can now be submitted to the relationship manager using the "Send" function button. An erroneously uploaded document can be replaced through the repeated use of the upload function.
	Submitted	The document uploaded by the user has been sent to the relationship manager. An erroneously uploaded document can be replaced through the repeated use of the upload and send functions as long as the relationship manager has not received it.
	Waiting for correction	After checking, the relationship manager found a discrepancy, error or other deficiency in the document, and returned it to the user for correction. In this status, an informative message may appear below the document row where the relationship manager may briefly describe the reason for returning the document. The user must then view, correct and return the document to the relationship manager.
	Accepted	After checking, the relationship manager accepted the uploaded document.

K&H Bank Zrt.

H-1095 Budapest, Lechner Ödön fasor 9.

phone: (06 1/20/30/70) 335 3355

fax: (06 1) 328 9696

Budapest 1851

www.kh.hu • bank@kh.hu

8.5. Notices below the document rows

Two notice types may appear below the document rows:

- Blue text below the document name row: attached by the relationship manager or the system for information purposes; for example, a date relevant to the requested document, name of the electronic signatory person
- Red text below the document name row or below the above-described blue text: shows information related to the submitted document or an error message generated while the document was being uploaded.



8.6 Different operation of the signature certificate registration banking case

8.6.1 Purpose of signature certificate registration

The purpose of signature certificate registration is to record certain data of the signature certificate in order to allow the subsequent verification of documents signed electronically by the client's representatives without the need for personal contact. If the registration statement is not uploaded by the representative, the Bank will carry out further identification regarding the holder of the certificate, which may in some cases include personal identification.

You can register either an organizational or a personal signature certificate. An organizational signature certificate can only be used to represent the organization mentioned therein, while a personal signature certificate is accepted to represent any organization, provided it fulfills the conditions set out in the prevailing Announcement.

A signature certificate needs to be registered only once during the lifetime of your banking relationship. If you have several signature certificates that you wish to use for banking purposes, you must register each of these signature certificates once.

IMPORTANT: The Bank only registers the type, serial number and issuer of the signing certificate, not the certificate itself or its imprint.

8.6.2. Revoke of a registered signature certificate

Registered signature certificates will be revoked from the Bank's systems if:

1. the holder of the registered organizational or personal signature certificate requests this through their relationship manager
2. the holder of the registered organizational certificate ceases to be a representative in the organization featured in the certificate and the Bank is notified thereof
3. the holder of the registered organizational or personal signature certificate ceases to be a client or a related client of the Bank
4. the contractual relationship between the holder of the registered organizational certificate and the Bank ceases

K&H Bank Zrt.

H-1095 Budapest, Lechner Ödön fasor 9.

phone: (06 1/20/30/70) 335 3355

fax: (06 1) 328 9696

Budapest 1851

www.kh.hu • bank@kh.hu**8.6.3 Starting a signature certificate registration banking case**

The banking case can be started as described in Section 8.1. After selecting this banking case, from the list of “persons entitled to representation” you should select the representative for whom you wish to register the signature certificate, and then click on “OK” to launch the procedure.

In the document row visible in the opened banking case, you can download the document template pre-filled with client data, as well as an informative message indicates which representative it is relevant to (representative’s name and date of birth).

You can initiate the simultaneous registration of the signature certificates of several representatives in a single banking case. For this, select another person from the list of “persons entitled to representation” by using the “add a document” function in an existing banking case, which will create a new signature certificate registration statement in a separate document row in the banking case.

K&H Bank Zrt.

H-1095 Budapest, Lechner Ödön fasor 9.

phone: (06 1/20/30/70) 335 3355

fax: (06 1) 328 9696

Budapest 1851

www.kh.hu bank@kh.hu

By clicking on the “download” button, you can download the document pre-filled by the Bank in pdf format, which only needs to be accompanied by the electronic signature that has been made using the signature certificate you wish to register (which you also wish to use later for electronic signatures on other banking documents) and then uploaded to the appropriate document row. At this step, the document can still be modified and uploaded again.

IMPORTANT: The downloaded file is digitally protected. The integrity of the file is checked by the system upon upload.

When uploading a signature certificate registration statement, the system checks the electronic signature thereon and rejects the upload if it finds an error. In K&H e-post, the latest valid version of the document will be available, in “returned for correction” status. It will then be possible to download the document again and upload it again after making the appropriate changes.

After a successful upload, the document(s) can be sent to the Bank.

If the signature certificate registration statement

1. was signed with a personal signature certificate but the person uploading it is different from the signing person, or
2. was signed with an organizational certificate in the name of a person having the same name as a company representative recorded in the Bank’s systems,

then the Bank will carry out customer identification through other channels, and only after a successful identification will the registration take place.

8.7. Structure of the active and closed banking case pages

The active and closed banking case pages are accessible in the dropdown menu of the “banking case” function in the left-hand menu bar. Here you can navigate to active (currently ongoing) or closed banking cases.



K&H Bank Zrt.

H-1095 Budapest, Lechner Ödön fasor 9.

phone: (06 1/20/30/70) 335 3355

fax: (06 1) 328 9696

Budapest 1851

www.kh.hu • bank@kh.hu**8.7.1. Active banking cases page**

On the active banking cases page, you can view your currently ongoing banking cases. The number in brackets next to the “banking case” and “active banking cases” functions indicates the number of ongoing banking cases where action is needed on the client’s or the Bank’s part. After clicking on the banking case row, you land on the banking case managing page. Use the navigation arrows on the bottom of the page to navigate among the pages (move one or even more pages forward or backward).

The page heading shows the following banking case properties:

- banking case identification
- banking case name
- start date (use the up or down arrow to sort them in ascending or descending order)
- current client-side task (whether you need to do anything in this status)

active banking cases			
case identification	banking case name	start date ↓	current client-side task
	<input type="text" value="banking case name"/>	2023 2023 07.06. - 10.04.	All <input type="text"/>
11705	certificate registration	04.10.2023	yes
11704	account and related services	04.10.2023	yes
11665	requesting bank guarantee	03.10.2023	no
11663	certificate registration	03.10.2023	yes
11635	change in company data	02.10.2023	yes
11628	certificate registration	29.09.2023	no
11637	requesting certificates	29.09.2023	yes

8.7.2. Closed banking cases page

On the closed banking cases page, you can view your closed banking cases. After clicking on the banking case row, you land on the banking case managing page where only the download and view functions are available. Use the navigation arrows on the bottom of the page to navigate among the pages (move one or even more pages forward or backward). After opening the closed banking cases, you can view and download the last version of the uploaded documents.

The page heading shows the following banking case properties:

- banking case identification
- banking case name
- start date (use the up or down arrow to sort them in ascending or descending order)
- close date

K&H Bank Zrt.

H-1095 Budapest, Lechner Ödön fasor 9.

phone: (06 1/20/30/70) 335 3355

fax: (06 1) 328 9696

Budapest 1851

www.kh.hu • bank@kh.hu

+ new banking case		closed banking cases			
case identification	banking case name	start date ↓	close date		
	<input type="text" value="banking case name"/>	2023 07.06. - 10.04.	2023 07.06. - 10.04.		
11634	requesting certificates	02.10.2023	02.10.2023		
11560	certificate registration	25.09.2023	25.09.2023		
11559	certificate registration	25.09.2023	25.09.2023		
11537	certificate registration	22.09.2023	22.09.2023		
11523	uploading other documents	22.09.2023	22.09.2023		
11510	requesting bank guarantee	22.09.2023	22.09.2023		
11520	requesting certificates	21.09.2023	22.09.2023		

8.7.3 Active Treasury confirmations page

You can view your ongoing banking cases on the active Treasury confirmations page.

The number in brackets next to the active Treasury confirmations page indicates the number of Treasury confirmation cases where some action by you or the bank is needed. You can use the navigation arrows at the bottom of the page to navigate between the pages (moving forward or back one or several pages).

The header of the page contains the following details of the banking case:

- case identification
- product
- product detail
- start date
- status

You can narrow the list of hits using the search options in the page header. In the field below the “product” name you can search by entering a fraction of the name; the arrow on the right side of the fields below the “product detail” and “status” opens a dropdown list, while the date filter allows you to narrow your search to a specific period.

Clicking on the row of the required Treasury confirmation you will land you on the banking case managing page.

K&H Bank Zrt.

H-1095 Budapest, Lechner Ödön fasor 9.

phone: (06 1/20/30/70) 335 3355

fax: (06 1) 328 9696

Budapest 1851

www.kh.hu • bank@kh.hu**8.7.3.1 Structure of the Treasury confirmation case managing page**

The banking case managing page has three main sections:

Header

11540 - interest rate swap	MX-8030608
<p>This treasury case is for sharing confirmations related to treasury transactions. After having viewed the document (confirmation) published by the Bank, please accept or reject it and send it to the Bank within the time limit specified in the treasury master agreement (8 business hours) or, failing that, no later than the first business day after the insertion of the transaction. After acceptance and submission, the documents involved in the treasury case will be available in the treasury subfolder within the warrant transaction folder of e-dossier.</p>	

The header of the banking case managing page has the following elements:

- case identification
- product on the confirmation
- identification of the concluded Treasury transaction
- case description

Transaction document section

At any given time this section contains one document only: the confirmation indicating the current status of the Treasury transaction (transaction entry, transaction modification or transaction cancellation), and the Bank is waiting for you to accept it.

The transaction document section has the following elements:

- section name
- section description
- document name (if it is not displayed in its entirety, move the mouse over it to view the entire name)
- date of the last status change
- icon and text indicating the status of the document
- function buttons

K&H Bank Zrt.

H-1095 Budapest, Lechner Ödön fasor 9.

phone: (06 1/20/30/70) 335 3355

fax: (06 1) 328 9696

Budapest 1851

www.kh.hu • bank@kh.hu**transaction document**

This document is the confirmation of the executed transaction. Please, view the document and, if you agree with its contents, accept it by clicking on the 'accept' button and send it to the Bank. If you disagree with the content of the document, please reject it by clicking on the 'reject' button and send it to the Bank. In the latter case, please state the reasons for your decision. Your dealer will be informed about the rejection and its reason and will investigate the case. Please note that if you do not accept the document within the prescribed time limit, the Bank will consider it accepted.

interest rate swap deal cancellation	2023.09.26	view	
--------------------------------------	------------	----------------------	--

The document has been accepted by:

Test	, 1962.01.27, 2023.09.26 10:03
------	--------------------------------

previous documents

Here you can see the documents related to the execution of the transaction, these documents are no longer required to be accepted, these are for information only.

interest rate swap deal amendment	2023.09.22	view	
-----------------------------------	------------	----------------------	--

interest rate swap deal insertion	2023.09.22	view	
-----------------------------------	------------	----------------------	--

Previous documents section (optional)

It is displayed if the confirmation of the entry of the Treasury transaction has not been accepted yet or the transaction has been modified or cancelled in the meantime, which the Bank sends another confirmation of. In this event, when the banking case starts, the confirmation of transaction entry in the transaction document section will be moved to the previous documents section, and will be replaced in the transaction document section by a new confirmation of the modification or cancellation of the transaction.

When you enter the row of the specific banking case and use the “view and accept” button, a new pop-up window will appear, where you can view the document and then download, reject or accept it. The window can be closed using the “x” button in the top right corner.

If a transaction is modified several times while the required confirmation is awaiting acceptance, the confirmations of the previous statuses of the case will be displayed in the previous documents section in reverse chronological order.

Its structure is identical to that of the transaction document section; the difference is that acceptance of the confirmations in this section is not required or possible.

8.7.4 Closed Treasury confirmations page

You can view your closed Treasury confirmation cases on the closed Treasury confirmations page.

You can search in the page header using the navigation arrows at the bottom of the page, similarly to the active Treasury confirmations page.

The page header is identical to that of the active confirmations page:

- case identification
- product

K&H Bank Zrt.

H-1095 Budapest, Lechner Ödön fasor 9.

phone: (06 1/20/30/70) 335 3355

fax: (06 1) 328 9696

Budapest 1851

www.kh.hu • bank@kh.hu

- product detail
- start date
- status



Entering a specific case you can view basic information of the transaction. In addition to the acceptance date, you can see who approved it with an electronic signature. The relevant document can be viewed and downloaded; no other function is available. After the banking case is closed, the same document will be available in the Treasury subfolder of the transaction documentation folder or the e-dossier section. Similarly, view and download buttons will be available.

K&H Bank Zrt.

H-1095 Budapest, Lechner Ödön fasor 9.

phone: (06 1/20/30/70) 335 3355

fax: (06 1) 328 9696

Budapest 1851

www.kh.hu • bank@kh.hu**8.8. Notices related to banking cases**

Notice	Description
"You cannot upload files exceeding 49 MB."	The size of documents to be uploaded cannot exceed 49 MB. If several files are uploaded, this notice appears in a pop-up window after the last upload (that resulted in exceeding the limit).
"Technical error. Please try it again."	If a system error occurs, you receive this notice in a pop-up window. You may resolve this problem by using the function again or logging out and logging in again.
"The document cannot be viewed because a new version has been uploaded meanwhile."	If – instead of a document displayed in e-post – a new document has been uploaded for you, the former notice appears. After the notice displayed, the banking case is automatically updated, and the most recent version of the document can be viewed.
The banking case has been closed, no more document can be added.	The relationship manager has closed the banking case in the meanwhile so you cannot add more documents to it. If requested, the Corporate Customer Service or your relationship manager can provide detailed information.
The document is being checked, thus temporarily unavailable.	Your relationship manager is working on checking the document, the download function is unavailable until your relationship manager's response on error correction.
The banking case has been closed, no more uploads are possible.	Your relationship manager has closed the banking case in the meanwhile so you cannot upload documents.
An error occurred while generating the document. Please try again later.	The system is temporarily unable to generate the template file. We suggest you try again later.
The document does not contain an electronic signature. Please try again after correction.	The Bank accepts some documents (e.g. the signature certificate registration statement) only if they are signed electronically. If the document does not bear the client's electronic signature, the upload will be rejected. In K&H e-post, the latest valid version of the document will be available, in "returned for correction" status. It will then be possible to download the document again and upload it again after making the appropriate changes.
The signature certificate is invalid. Please try again after correction.	The electronic signature on the document has expired, and the system rejects the upload. In K&H e-post, the latest valid version of the document will be available, in "returned for correction" status. It will then be possible to download the document again and upload it again after making the appropriate changes.

K&H Bank Zrt.

H-1095 Budapest, Lechner Ödön fasor 9.

phone: (06 1/20/30/70) 335 3355

fax: (06 1) 328 9696

Budapest 1851

www.kh.hu • bank@kh.hu

<p>The content/format of the uploaded file has changed, or the file has been re-loaded in a wrong document row. Please upload it again after checking and correcting.</p>	<p>Some documents (e.g. contracts) are integrity-protected, i.e. the content of these documents cannot be modified (checked by the system). There are documents (e.g. the signature certificate registration statement) where the document is required to be uploaded back to the same document row from which it was downloaded.</p> <p>If the above is not met, the system will reject the upload. In K&H e-post, the latest valid version of the document will be available, in “returned for correction” status. It will then be possible to download the document again and upload it again after making the appropriate changes.</p>
<p>You are not allowed to use a pseudonym signature certificate. Please use a certificate with your own name.</p>	<p>The document to be uploaded has been authenticated with a pseudonym signature certificate, the use of which is not authorized by the Bank, and the system rejects the upload. In K&H e-post, the latest valid version of the document will be available, in “returned for correction” status. It will then be possible to download the document again and upload it again after making the appropriate changes.</p>
<p>The level of security of the signature certificate is insufficient. Please use a certificate with a level of security that is accepted by the Bank.</p>	<p>The level of security of the electronic signature on the document is lower than required by the Bank. The level of security of the electronic signature as accepted by the Bank is specified in the prevailing Announcement. In K&H e-post, the latest valid version of the document will be available, in “returned for correction” status. It will then be possible to download the document again and upload it again after making the appropriate changes.</p>
<p>The electronic signature does not have a time stamp. Please try again after correction.</p>	<p>Electronically signed documents are required to include a time stamp confirming the date of its creation; if this is missing, the system rejects the upload. In K&H e-post, the latest valid version of the document will be available, in “returned for correction” status. It will then be possible to download the document again and upload it again after making the appropriate changes.</p>
<p>The document contains several electronic signatures. Please sign it only with a certificate in the name of the representative who is featured in the document.</p>	<p>For some documents (e.g. Signature Certificate Registration Statement), the Bank requires the signature of one specific person only. If the document contains the electronic signatures of several clients, the system rejects the upload. In K&H e-post, the latest valid version of the document will be available, in “returned for correction” status. It will then be possible to download the document again and upload it again after making the appropriate changes.</p>

K&H Bank Zrt.

H-1095 Budapest, Lechner Ödön fasor 9.

phone: (06 1/20/30/70) 335 3355

fax: (06 1) 328 9696

Budapest 1851

www.kh.hu • bank@kh.hu

<p>The name of the person in the signature certificate to be registered is different from the name of the person in the statement. Please upload the statement for the relevant person indicated on the document row. If you notice a change/typo in the name of the person featured in the statement, please notify the Bank to make the necessary correction.</p>	<p>The electronic signature in the document is not in the name of the specific person required by the Bank, or the name of the required person in the certificate does not match the data recorded in the Bank's systems (e.g. a name change has occurred that has not been reported to the Bank), so the system rejects the upload. In K&H e-post, the latest valid version of the document will be available, in "returned for correction" status. It will then be possible to download the document again and upload it again after making the appropriate changes.</p>
<p>The tax identification number in the signature certificate is different from the selected representative's tax identification number registered in the Bank's systems. Please try again after correction.</p>	<p>The signature certificate used to sign the document contains a tax identification number that does not match the data recorded by the Bank, so the system rejects the upload. In K&H e-post, the latest valid version of the document will be available, in "returned for correction" status. It will then be possible to download the document again and upload it again after making the appropriate changes.</p>
<p>The organizational signature certificate, which is used to sign the document, does not contain the natural person's name. Please use a signature certificate that contains the name of the natural person.</p>	<p>The Bank only accepts electronic signatures with a signature certificate that contains a natural person's name, but no such has been affixed to the document, so the system rejects the upload. In K&H e-post, the latest valid version of the document will be available, in "returned for correction" status. It will then be possible to download the document again and upload it again after making the appropriate changes.</p>
<p>The signature certificate has already been registered.</p>	<p>The signature certificate is already known to the Bank, there is no need to register it again, so the system rejects the upload. In K&H e-post, the latest valid version of the document will be available, in "returned for correction" status. It will then be possible to download the document again and upload it again after making the appropriate changes.</p>
<p>The certificate registration banking case can only be initiated for clients with a registered representative at the Bank.</p>	<p>For documents uploaded into the banking cases, the Bank currently accepts corporate electronic signatures, so only the signature certificates of representatives can be registered. To register representatives, please contact your relationship manager.</p>
<p>There is no electronic signature on the document.</p>	<p>The document was uploaded successfully, it is not signed electronically, the physically signed copy must be sent to the Bank.</p>
<p>The document contains technically appropriate electronic signature(s), but the representation right(s) of the signatory(s) belonging to the client in the banking case is/are insufficient according to Opten.</p>	<p>Additional signature(s) is/are required on the document (e.g. only one representative with joint signatory power signed the document).</p>

K&H Bank Zrt.

H-1095 Budapest, Lechner Ödön fasor 9.

phone: (06 1/20/30/70) 335 3355

fax: (06 1) 328 9696

Budapest 1851

www.kh.hu • bank@kh.hu



8.9. Refreshing a banking case

If you do modifications simultaneously with your relationship manager, the banking case may need to be refreshed on the banking case managing page. Follow these steps to refresh a banking case:

- In the left-hand menu of K&H e-post, choose the “active banking cases” function in the “banking case” dropdown menu,
- Click on the row of the banking case to be refreshed,
- The banking case will be displayed with the updated document and status.

8.10. Displaying documents sent via other channels

Documents sent via channels other than K&H e-post can also be involved in a banking case. This is done by your relationship manager. Once a document is received and uploaded by your relationship manager, it can be viewed and downloaded using the function buttons in the relevant row, and a new version can also be uploaded for the relevant document.

If possible, please do not use other channels (email) for sending documents since they are not secure and qualified channels.

K&H Bank Zrt.

H-1095 Budapest, Lechner Ödön fasor 9.

phone: (06 1/20/30/70) 335 3355

fax: (06 1) 328 9696

Budapest 1851

www.kh.hu • bank@kh.hu**8.11. Document-level rights**

We know that security and data protection are of utmost importance to you and also to our Bank, and therefore we will supplement the Confidential Reader Right with Document Management and Active Contract Management rights. This supplementation will allow you to further restrict the rights of Confidential Reader Right holders. Starting from June 22, 2020, the following services will be available with Disposal Right:

Services available (operations executable) with Disposal Right		
New operations	Administrator	Download, request and upload documents available with the Confidential Reader Right
	Document management	Upload, enquire and download documents containing a private individual's data before closing the "Banking case" operation. Please note that documents containing a private individual's data will be permanently stored amongst the electronic documents of the private individual concerned; if they do not contain organizational data, after that only the given private individual will have access to them. If the document containing the private individual's data also contains organizational data, the document will also be stored among the electronic documents of the given organization, and will then be accessible by the individual as well as the organization's K&H e-post users with document management rights.
	Active contract management	Query, download and upload documents containing sensitive details about active transactions, such as credit agreements, collateral agreements, etc.
	Treasury confirmation query	Query and download documents of Treasury transactions.
	Treasury confirmation joint signature	Query, download, accept and reject documents of Treasury transactions. Acceptance will only become final after the document is accepted by at least another user with the right to jointly sign Treasury confirmations or with the right to individually sign Treasury confirmations. Rejection requires one user only.
	Treasury confirmation individual signature	Query, download, accept and reject documents of Treasury transactions. Acceptance and rejection both require one user only.

If you wish to upload documents containing a private individual's data when registering persons with disposal rights, you have to apply for the supplementary 'Document Management' right for users who already have the Confidential Reader Right. From June 22, 2020, your relationship manager or our Corporate Customer Service staff will be at your disposal to help you with the drafting of the necessary contract amendment.

K&H Bank Zrt.

H-1095 Budapest, Lechner Ödön fasor 9.

phone: (06 1/20/30/70) 335 3355

fax: (06 1) 328 9696

Budapest 1851

www.kh.hu • bank@kh.hu



Please note that the Active Contract Management additional disposal right will be automatically granted to all K&H e-post users having a Confidential Reader Right. This means that they can upload, download and enquire, in the K&H e-post service, contracts and offers that contain Active Banking Transactions and their collateral. If you do not wish to grant this right to all users having a Confidential Reader Right, please notify your relationship manager or our Corporate Customer Service, to make any necessary contract amendments.

K&H Bank Zrt.

H-1095 Budapest, Lechner Ödön fasor 9.

phone: (06 1/20/30/70) 335 3355

fax: (06 1) 328 9696

Budapest 1851

www.kh.hu • bank@kh.hu

9. Notices by the Bank

9.1. Banners

The Bank may display information for users in the K&H e-post using banners. If a user has a valid banner, it is displayed after login as follows:

+ new banking case		status	name	folder	subfolder	created	
<input type="checkbox"/>		<input type="checkbox"/>	Name of document, bank account number	All	All	2019 2020 06.07. - 07.07.	date
<input type="checkbox"/>		unread	statement 06.01.2020	statements	e-statement	2020.01.06.	download
<input type="checkbox"/>		unread	transaction certificate 06.01.2020	certificate	transaction	2020.01.06.	download
<input type="checkbox"/>		unread	statement 03.01.2020	statements	e-statement	2020.01.03.	download
<input type="checkbox"/>		unread	transaction certificate 03.01.2020	certificate	transaction	2020.01.03.	download
<input type="checkbox"/>		unread	statement 02.01.2020	statements	e-statement	2020.01.02.	download
<input type="checkbox"/>		unread	transaction certificate 02.01.2020	certificate	transaction	2020.01.02.	download

1 - 6 Total: 6 1 page / 1

Banner(s) displayed in K&H e-post

If a user has no displayable banner, no banner can be seen in e-post.

K&H Bank Zrt.

H-1095 Budapest, Lechner Ödön fasor 9.

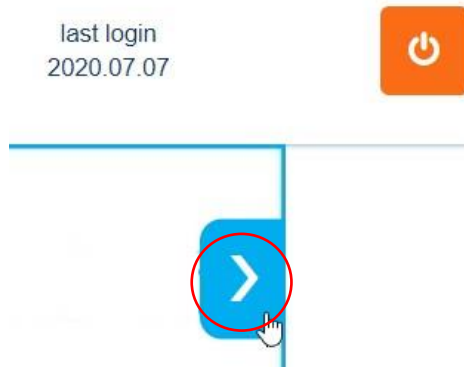
phone: (06 1/20/30/70) 335 3355

fax: (06 1) 328 9696

Budapest 1851

www.kh.hu • bank@kh.hu

A single user can have several banners that follow each other automatically, at regular intervals. The number of displayable banners is indicated by small circles, with the actually displayed banner indicated by a disc (dot). You can also click on the arrows on the two sides to manually move forward and backward among the banners.



Arrow to move among banners

A banner can be a (static or animated) image or a simple text, and may contain a link (URL) that leads the user to the relevant site. The Bank uses the regular attractive elements for “clickable” banners (i.e. that contain a URL); in this case the cursor hovered over the banner changes from an arrow to a hand.

9.2. Messages

This is a function that is unrestrictedly available for retail and corporate customers in the K&H e-post service whereby the Bank can send general information and notifications to its clients. Clients cannot respond directly to these messages in e-post.

9.2.1. Displaying messages

Messages are displayed in the left-hand menu, under the “messages” menu item. You can receive 2 message types:

- Embedded (only) external URL link
- Message suitable for downloading an attachment

+ new banking case			
date	subject		
2023.09.19	Your contract is complete		▼
2023.09.19	Your contract is complete		▼
2023.09.19	Your contract is complete		▼
2023.09.19	Your contract is complete		▼
2023.09.19	Your contract is complete		▼

K&H Bank Zrt.

H-1095 Budapest, Lechner Ödön fasor 9.

phone: (06 1/20/30/70) 335 3355

fax: (06 1) 328 9696

Budapest 1851

www.kh.hu • bank@kh.hu**9.2.2. Reading messages**

The message managing page will be displayed after clicking on “messages” in the left-side menu, where incoming messages appear in reverse chronological order for all users of a single client.

You can open a message by clicking on the downward arrow at the right-hand side of the message row.

+ new banking case		date	subject	
e-dossier	▼	2023.09.19	Your contract is complete	⌵
cases (107)	^	2023.09.19	Your contract is complete	▼
new banking case		2023.09.19	Your contract is complete	▼
active banking cases (106)		2023.09.19	Your contract is complete	▼
closed banking cases		2023.09.19	Your contract is complete	▼
messages (7)		2023.09.19	Your contract is complete	▼

After clicking, the message unfolds and the text can be read in the chosen language. Messages with an attached file also contain a “download” button. After clicking on “download”, the file is downloaded on the user’s computer as set in the browser.

+ new banking case		date	subject	
e-dossier	▼	2023.09.19	Your contract is complete	▼
cases (107)	^		Dear Client! Your contract is complete, and you will find it in your active banking case menu. Please return it to our Bank as a private instrument with full probative force (duly signed by authorised representatives), via the banking case in case of electronic signature or returning 3 original copies in case of paper-based signature by mail or in person. Kind Regards, K&H Bank	
new banking case		2023.09.19	Your contract is complete	▼
active banking cases (106)		2023.09.19	Your contract is complete	▼
closed banking cases		2023.09.19	Your contract is complete	▼
messages (7)		2023.09.19	Your contract is complete	▼

Several messages can be unfolded simultaneously. Clicking on a message again will fold it. Messages are accessible for 13 months. After this period, they are removed from the list of messages, and will be deleted permanently.

K&H Bank Zrt.

H-1095 Budapest, Lechner Ödön fasor 9.

phone: (06 1/20/30/70) 335 3355

fax: (06 1) 328 9696

Budapest 1851

www.kh.hu • bank@kh.hu

10. Other interface messages

This chapter presents the messages not discussed above.

1. During authentication: time-out

If you fail to enter your details for 4 minutes, the login page will display the following message:



2. Prior to login

If you are not authorised to use the service (e.g. the authentication device of your choice cannot be used for the electronic channel in question), the following window pops up:



3. Date shown following login

The date of your last login is displayed in the top right-hand corner of the screen next to the logoff and language selection buttons:

HU | EN 🗿

last login
2023.10.04



K&H Bank Zrt.

H-1095 Budapest, Lechner Ödön fasor 9.

phone: (06 1/20/30/70) 335 3355

fax: (06 1) 328 9696

Budapest 1851

www.kh.hu • bank@kh.hu



4. Inactivity following login

If you take too long to complete an action, a counter (time-lock) will start in the top right-hand corner showing how much longer you have until the application logs you out:



K&H e-post connection will expire in 1 minute!



You have not performed any operations in K&H e-post for a few minutes.
For your security, you will be signed out in 1 minute.
You can, however, extend the connection in the remaining time frame.



When that time is up, another window will be displayed to notify you that the system has logged you out:

K&H e-post connection expired!

You have not performed any operations in K&H e-post for a while.
For your security, we have been signed out you from the service.



K&H Bank Zrt.

H-1095 Budapest, Lechner Ödön fasor 9.

phone: (06 1/20/30/70) 335 3355

fax: (06 1) 328 9696

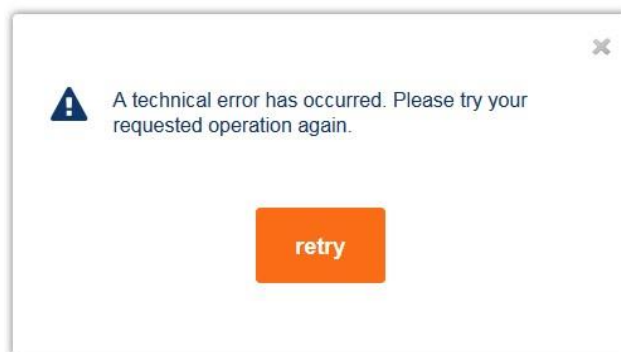
Budapest 1851

www.kh.hu • bank@kh.hu**5. Mass download error**

If the download package could not be compiled for whatever reason, then an exclamation mark is displayed next to the name of the download file. If this happens, please attempt to download your documents again.

**6. Other “technical errors”**

In the event of a technical error, please click on the “retry” button or close your browser and login again.



Should you have any further questions, please call K&H Remote Bank or K&H SME customer service at +36 (1/20/30/70) 335 3355 or K&H Corporate Customer Service at +36 (1) 468 7777.